

FSSA Asian Growth Fund

Investment objective and strategy

The Fund aims to achieve long term capital appreciation and invests all or substantially all of its assets in the FSSA Asian Growth Fund (the "Underlying Sub-Fund"), under the Dublin registered First Sentier Investors Global Umbrella Fund plc.

The Underlying Sub-Fund invests primarily (at least 70% of its net asset value) in equity securities or equity-related securities of companies that are listed, or have their registered offices in, or conduct a majority of their economic activity in Asia (excluding Australia, Japan and New Zealand).

On 22 September 2020, First State Asian Growth Fund was rebranded as FSSA Asian Growth Fund.

Fund information

Fund size (\$m)	54.8
Benchmark	MSCI AC Asia ex Japan Index [▲]
Number of holdings	31

Available share classes

Share class	Inception date	Nav/per share	ISIN code
Class A (SGD - Acc)	10 Oct 1984	S\$3.3976	SG9999000210

[▲]Inception - 1 Nov 05 : MSCI All Country Far East ex Japan Index.
From 2 Nov 05 : MSCI AC Asia ex Japan Index.

About FSSA Investment Managers

FSSA Investment Managers is an autonomous investment management team within First Sentier Investors, with dedicated investment professionals based in Hong Kong and Singapore. We are specialists in Asia Pacific and Global Emerging Markets equity strategies, managing assets on behalf of clients globally.

We are bottom-up investors, using fundamental research and analysis to construct high-conviction portfolios. We conduct more than a thousand direct company meetings a year, seeking to identify high quality companies to invest in. We look for founders and management teams that act with integrity and risk awareness; and dominant franchises that have the ability to deliver sustainable and predictable returns over the long term. As responsible, long-term shareholders, we have integrated ESG analysis into our investment process and engage extensively on environmental, labour and governance issues.

Annualised performance in SGD (%) to 31 December 2024 ^

	Since Inception	10yrs	5yrs	3yrs	1yr
Fund (Ex initial charges)	6.7	4.0	2.3	-2.7	11.8
Fund (Inc initial charges)	6.6	3.5	1.2	-4.4	6.2
Benchmark	N/A	5.2	3.2	-0.8	16.4

Cumulative performance in SGD (%) to 31 December 2024 ^

	Since Inception	5yrs	3yrs	1yr	3mths
Fund (Ex initial charges)	1,274.0	11.9	-7.9	11.8	-0.6
Fund (Inc initial charges)	1,205.3	6.3	-12.5	6.2	-5.6
Benchmark	N/A	17.2	-2.4	16.4	-1.5

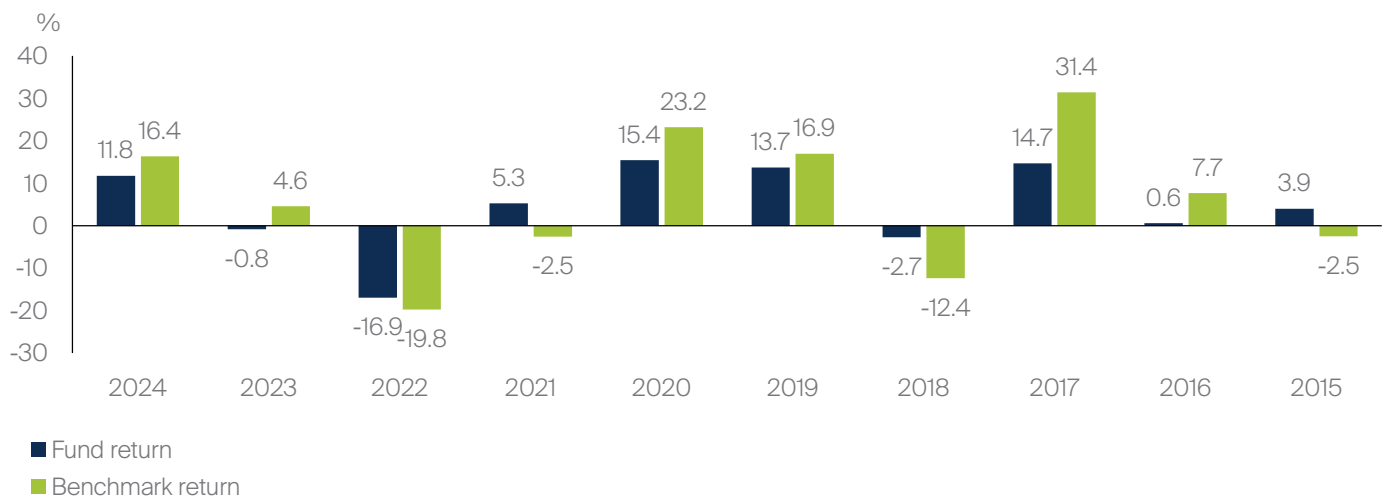
^ The performance prior to 18 Oct 02 is in relation to the Fund before its conversion to a feeder fund.

Performance review

Over the past 12 months, key contributors to performance included TSMC, as growth has remained strong at a time when demand is generally weak. Revenue and profits are expected to continue to grow this year, as management commented on the "extremely robust" AI demand. TSMC's smartphones and personal computing (PC) businesses are also expected to be resilient, as content per chip is rising due to the growing adoption of AI. Tencent also added to performance as it continued to develop new functions within WeChat (such as Video Accounts and Mini Shops) to slowly improve monetisation and enhance the quality of the franchise. Tencent has proven its ability to deliver decent growth despite the weak environment – for example, its Video Accounts grew by 60% in 9M24 and contributed to a high double-digit percentage of its total advertisements' revenue.

On the negative side, China Resources Beer (CRB) fell as weak demand led to a decrease in beer sales volumes. Although we underestimated the growth slowdown, CR Beer's execution operationally has been decent amid a difficult environment. The premium beer segment is still growing faster than the overall portfolio (albeit at a slower pace than before). Naver declined on concerns about AI headwinds and competition from alternative e-commerce platforms like Coupang. However, there are some bright spots of improving user engagement, ad targeting and growth and commerce monetisation; and there is better financial discipline after Covid excesses.

Calendar year performance (% in SGD) to 31 December 2024



Source: Lipper and First Sentier Investors, single pricing basis with net income reinvested. Unless otherwise specified, all information contained in this document is as at 31 December 2024. Investment involves risks, past performance is not a guide to future performance.

Past performance is not indicative of future performance. Reference to specific securities (if any) is included for the purpose of illustration only and should not be construed as a recommendation to buy or sell the same. All securities mentioned herein may or may not form part of the holdings of First Sentier Investors' portfolios at a certain point in time, and the holdings may change over time.

Portfolio review

New purchases over the quarter included Jardine Matheson (JM) on attractive valuations. We have owned the shares previously and reinitiated a position after noting positive changes in its subsidiaries, Hongkong Land and Dairy Farm. We believe there is a group-wide urgency to improve, given the poor performance over the last decade. Hongkong Land will exit development property, recycle capital, including buybacks (at the right valuation) and is aiming to double profits and dividends per share in the next decade. Dairy Farm, with its new CEO, is focused on cleaning up mistakes, cutting costs/improving profits, and paying dividends. We believe the risk-reward for the JM group looks attractive with these changes.

There were no significant disposals over the quarter.

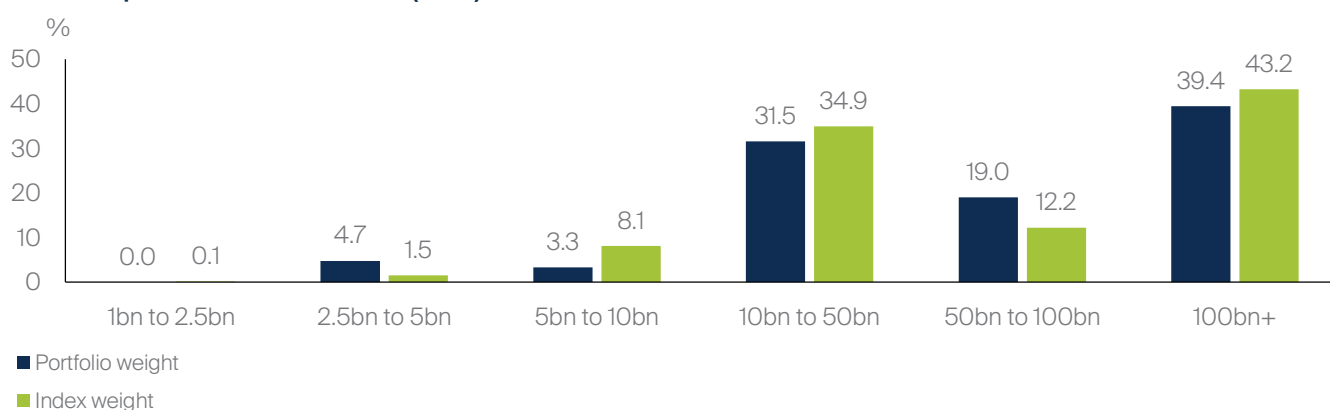
Stock spotlight

Midea Group is China's largest home appliances company and a dominant consumer franchise, well-positioned to benefit from rising income levels and the premiumisation trend in China. The domestic appliances market has become an oligopoly with Midea, Gree and Haier Smart Home holding majority market share. In this mature market, Midea remains no. 1 or no. 2 in every major category, with replacement demand being the dominant driver. While China's demographic tailwinds are not as strong as before, Midea has invested substantial sums in product development to differentiate its high-end offerings in brands like Colmo, and to take the Midea brand up-market. In addition, Midea has been focusing on its B2B business, and aims to become a technology company.

The company's automation level doubled to 80% from 2019 to 2023, resulting in cost reductions every year. A small but growing part of its business is KUKA, a German robot maker which Midea acquired in 2016. It makes more than 80% of the robotics in Tesla's new Shanghai factory and the BYD auto factory. Its traction among automakers is well-aligned with China's growing leadership in this area. While the margins here are still low, we think it shows the company's forward thinking.

The company has more than 30 R&D centres and manufactures in 19 cities globally. Despite its large scale and mature growth profile, the operations are efficient, profitable and highly cash-flow generative. Even after factoring in the beleaguered property market and economic uncertainties, we believe 8-10% annual profit growth may be achievable in the coming 3 years.

Market capitalisation breakdown (SGD)



Source: First Sentier Investors as at 31 December 2024. Portfolio weights may not add up to 100% as cash holdings are excluded and full coverage of stocks is not always available. This information is calculated by First Sentier Investors. Past performance is not indicative of future performance. Reference to specific securities (if any) is included for the purpose of illustration only and should not be construed as a recommendation to buy or sell the same. All securities mentioned herein may or may not form part of the holdings of First Sentier Investors' portfolios at a certain point in time, and the holdings may change over time.

Outlook

The uncertainty that was prevalent across Asian and global markets in 2024 looks set to continue into the new year. With Mr Trump's election win in the United States, the general consensus is that US policy will be negative for emerging markets – particularly as the president-elect has already raised the spectre of more protectionism and higher trade tariffs. But instead of trying to second-guess geopolitics or macro policy, we continue to focus our efforts on finding high-quality companies to invest in for the long term.

Overall, we remain constructive on our portfolio holdings and our ability to generate value in a difficult market environment. We expect there may be volatility in the near term as companies – and investors – recalibrate to the new norm. But we believe there are still pockets of growth to be found and that by investing in high-quality companies we can deliver decent returns for our clients in the long run.

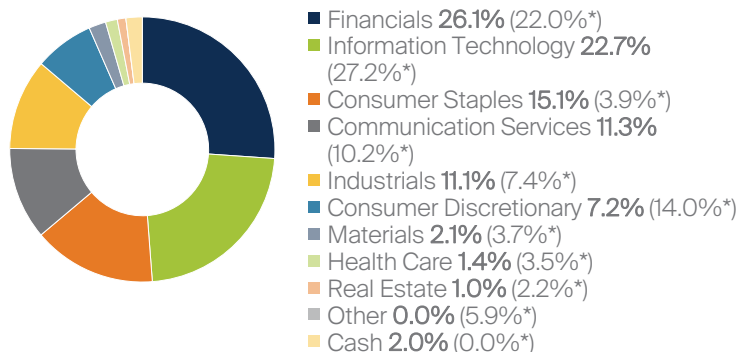
Our long-term investment themes:

- Dominant consumer franchises which have an edge in brand, distribution and innovation.
- High quality financials, supported by a strong deposit franchise or a specific loan niche.
- The rise in healthcare spending, due to increasing incomes and healthy consumer choices.
- Beneficiaries of a smarter, more connected world.
- An ageing population and the growing trend of automation.

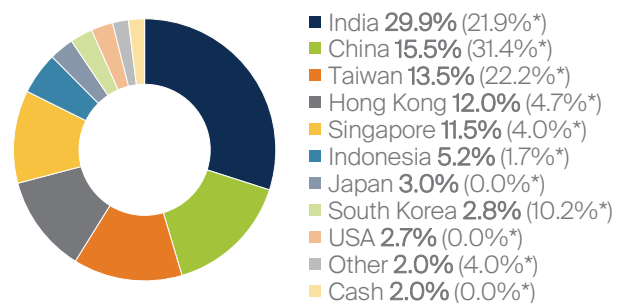
Ten largest company holdings as at 31 December 2024

Stock name	Geography	Sector	Portfolio weight (%)
Tencent Holdings Ltd.	China	Communication Services	8.5
Taiwan Semiconductor (TSMC)	Taiwan	Information Technology	7.3
Oversea-Chinese Banking Corporation	Singapore	Financials	5.5
HDFC Bank	India	Financials	5.0
Midea Group	China	Consumer Discretionary	5.0
Axis Bank Limited	India	Financials	4.8
Techtronic Industries Co., Ltd.	Hong Kong	Industrials	4.6
Jardine Cycle & Carriage Limited	Singapore	Industrials	4.4
Tata Consultancy Serv. Ltd	India	Information Technology	4.1
DFI Retail Group Holdings Limited	Hong Kong	Consumer Staples	3.8

Sector breakdown



Geographic breakdown



*Index weight

*Index weight

Source: First Sentier Investors as at 31 December 2024. Sector and Country classifications provided by FactSet and First Sentier Investors. The Fund may hold multiple equity securities in the same company, which have been combined to provide the Fund's total position in that company. Index weights, if any, typically include only the main domestic-listed security. The above Fund weightings may or may not include reference to multiple securities. Allocation percentage is rounded to the nearest one decimal place and the total allocation percentage may not add up to 100%.

Past performance is not indicative of future performance. Reference to specific securities (if any) is included for the purpose of illustration only and should not be construed as a recommendation to buy or sell the same. All securities mentioned herein may or may not form part of the holdings of First Sentier Investors' portfolios at a certain point in time, and the holdings may change over time.

Top 5 contributors to absolute performance

3 months to 31 December 2024

Stock name	Geography	Sector	Value added (bps*)
Taiwan Semiconductor Manufacturing Co., Ltd.	Taiwan	Information Technology	58
DFI Retail Group Holdings Limited	Hong Kong	Consumer Staples	21
Oversea-Chinese Banking Corporation Limited	Singapore	Financials	20
Tech Mahindra Limited	India	Information Technology	15
Advantech	Taiwan	Information Technology	13

12 months to 31 December 2024

Stock name	Geography	Sector	Value added (bps*)
Taiwan Semiconductor Manufacturing Co., Ltd.	Taiwan	Information Technology	489
Mahindra & Mahindra Ltd.	India	Consumer Discretionary	328
Tencent Holdings Ltd.	China	Communication Services	260
Midea Group Co. Ltd. Class A	China	Consumer Discretionary	176
Oversea-Chinese Banking Corporation Limited	Singapore	Financials	135

Bottom 5 contributors to absolute performance

3 months to 31 December 2024

Stock name	Geography	Sector	Value added (bps*)
Colgate-Palmolive (India) Limited	India	Consumer Staples	-93
Axis Bank Limited	India	Financials	-83
Godrej Consumer Products Limited	India	Consumer Staples	-68
Techtronic Industries Co., Ltd.	Hong Kong	Industrials	-65
China Resources Beer (Holdings) Co. Ltd.	China	Consumer Staples	-64

12 months to 31 December 2024

Stock name	Geography	Sector	Value added (bps*)
China Mengniu Dairy Co., Ltd.	China	Consumer Staples	-98
NAVER Corp.	South Korea	Communication Services	-77
Nippon Paint Holdings Co., Ltd.	Japan	Materials	-67
PT Unilever Indonesia Tbk	Indonesia	Consumer Staples	-65
China Resources Beer (Holdings) Co. Ltd.	China	Consumer Staples	-49

Stock contributions show the impact of the individual stock's performance to the total fund performance. These stock contributions show the top 5 and bottom 5 contributors to the fund and are not representative of the performance of the fund as a whole.

Past performance is not indicative of future performance. Reference to specific securities (if any) is included for the purpose of illustration only and should not be construed as a recommendation to buy or sell the same. All securities mentioned herein may or may not form part of the holdings of First Sentier Investors' portfolios at a certain point in time, and the holdings may change over time. This stock information does not constitute any offer or inducement to enter into investment activity.

Contributions are calculated at the investee company level before the deduction of any fees incurred at fund level (e.g. the management fee and other fund expenses) but after deduction of transactional costs. Stocks held/listed in non-index countries have economic activity > 50% from developing economies.

* A basis point is a unit of measure used in finance to describe the percentage change in value or rate of a financial instrument. One basis point is equivalent to 0.01% (1/100th of a percent) or 0.0001 in decimal form.

Data source: This information is calculated by First Sentier Investors.

Important information

This document is prepared by First Sentier Investors (Singapore) ("FSI") (Co. Reg No. 196900420D.) whose views and opinions expressed or implied in the document are subject to change without notice. FSI accepts no liability whatsoever for any loss, whether direct or indirect, arising from any use of or reliance on this document. This document is published for general information and general circulation only and does not have any regard to the specific investment objectives, financial situation and particular needs of any specific person who may receive this document. Investors may wish to seek advice from a financial adviser and should read the Prospectus, available from First Sentier Investors (Singapore) or any of our Distributors before deciding to subscribe for the Fund. In the event that the investor chooses not to seek advice from a financial adviser, he should consider carefully whether the Fund in question is suitable for him. Past performance of the Fund or the Manager, and any economic and market trends or forecast, are not indicative of the future or likely performance of the Fund or the Manager. The value of units in the Fund, and any income accruing to the units from the Fund, may fall as well as rise. Investors should note that their investment is exposed to fluctuations in exchange rates if the base currency of the Fund and/or underlying investment is different from the currency of your investment. Units are not available to US persons. Applications for units of the Fund must be made on the application forms accompanying the prospectus. Investments in unit trusts are not obligations of, deposits in, or guaranteed or insured by First Sentier Investors (Singapore), and are subject to risks, including the possible loss of the principal amount invested.

Reference to specific securities (if any) is included for the purpose of illustration only and should not be construed as a recommendation to buy or sell the same. In the event of discrepancies between the marketing materials and the Prospectus, the Prospectus shall prevail. In Singapore, this document is issued by First Sentier Investors (Singapore) whose company registration number is 196900420D. This advertisement or publication has not been reviewed by the Monetary Authority of Singapore.

First Sentier Investors (registration number 53236800B) and FSSA Investment Managers (registration number 53314080C) are business divisions of First Sentier Investors (Singapore). The FSSA Investment Managers logo is a trademark of the MUFG (as defined below) or an affiliate thereof.

First Sentier Investors (Singapore) is part of the investment management business of First Sentier Investors, which is ultimately owned by Mitsubishi UFJ Financial Group, Inc. ("MUFG"), a global financial group. First Sentier Investors includes a number of entities in different jurisdictions. To the extent permitted by law, MUFG and its subsidiaries are not responsible for any statement or information contained in this document. Neither MUFG nor any of its subsidiaries guarantee the performance of any investment or entity referred to in this document or the repayment of capital. Any investments referred to are not deposits or other liabilities of MUFG or its subsidiaries, and are subject to investment risk, including loss of income and capital invested.